




















## 1920 Presidential General Election Results

Note: The Google advertisement links below may advocate political positions that this site does not endorse.

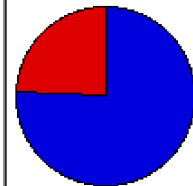

	Presidential Candidate	Vice Presidential Candidate	Political Party	Popular Vote		Electoral Vote	
	Warren Harding	Calvin Coolidge	Republican	16,166,126	60.35%	404	76.1%
	James Cox	Franklin Roosevelt	Democratic	9,140,256	34.12%	127	23.9%
	Eugene Debs	Seymour Stedman	Socialist	914,191	3.41%	0	0.0%
	Parley Christiansen	Maximilian Hayes	Farmer-Labor	265,395	0.99%	0	0.0%
	Aaron Watkins	David Colvin	Prohibition	188,709	0.70%	0	0.0%
	James Ferguson	William Hough	American	47,968	0.18%	0	0.0%
	William Cox	August Gillhaus	Socialist Labor	31,084	0.12%	0	0.0%
	No Candidate	-	-	27,247	0.10%	0	0.0%
	Robert Macauley	Richard Barnum	Single Tax	5,750	0.02%	0	0.0%
	Write-ins	-	-	1,499	0.01%	0	0.0%
	Total			26,788,225		531	



### Map Key

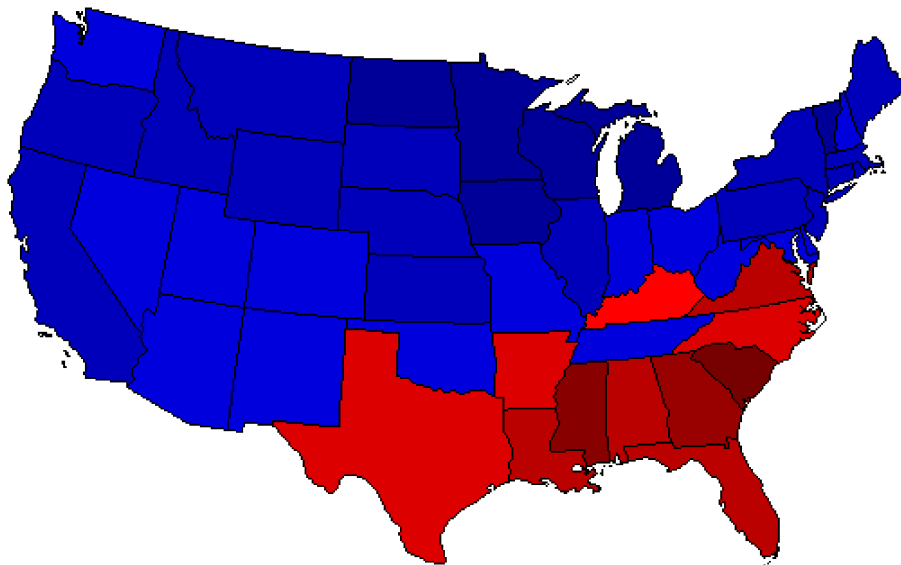
> 40%		-
> 50%		
> 60%		
> 70%		
> 80%		-
> 90%		-

### Turnout



### Maps

- [Elect Vote](#)
- [Home St.](#)
- [Swing](#)
- [Trend](#)



### Data and Statistics:

- [Popular Vote State-Level Data \(Table\)](#)
- [Popular Vote State-Level Data \(Graphs\)](#)
- [Electoral Vote State-Level Data](#)
- [Compare National Data by Year \(Table\)](#)
- [Compare National Data by Year \(Graphs\)](#)
- [Compare National Maps by Year](#)